



Michigan's Adventure

A large, dark blue wave graphic that starts from the left, rises to a peak, and then falls back down to the right, creating a silhouette of a roller coaster hill. The background of the entire page is a light blue sky with scattered white clouds.

GUEST ACCESSIBILITY GUIDE

Welcome to Michigan's Adventure!

We are glad you are here! At Michigan's Adventure, we are proud to have earned one of the best safety records in the industry. We are committed to providing our Guests with a safe environment so they may enjoy their day. We are continually striving to improve our facilities.

Many amusement park rides incorporate safety systems designed by the manufacturer to accommodate people of average physical stature and body proportion. These safety systems may place restrictions on the ability of an individual to safely experience the ride. Guests of larger or smaller size, Guests who have a history of heart, back, or neck trouble, Guests who are pregnant, Guests who have had recent surgery, or Guests with casts, braces, restrictive devices, or disabilities may not be safely accommodated by these systems. For example, height requirements are based on the size needed for the safety restraints to function properly and the level of maturity usually associated with a certain height.

The Attraction Accessibility Program has been developed using our past experiences and our evaluation of each ride in both normal and emergency operating conditions. We also work closely with the manufacturer of each ride and our policies incorporate the manufacturers' guidelines as well as the requirements of the Americans with Disabilities Act. We hope that this Guide will help Guests make the best choices to ensure a safe and enjoyable experience at the park. Our goal is to safely and efficiently accommodate the needs of all Guests, including individuals with disabilities.

Our prime consideration is the ability of each person to endure the dynamics of a ride without risk of injury to that person or other riders. If you have a suggestion for an improvement or have questions not answered in this brochure, please stop at Guest Services. If you feel that you or a member of your party may be affected by this policy, you are encouraged to visit Group Sales Office, Guest Services, Cabana Check-In in the waterpark, or speak to a member of our Operations' Supervisory team to obtain a list of rides you can safely ride. Your Rider Access Form will provide information for our Associates to help accommodate you.

RIDE SAFELY

Under Section 408.668 of Act 225 of the Michigan Carnival Amusement Safety Act of 1966, riders must obey all warnings and operator instructions (written and verbal) regarding amusement park rides and behave in a manner that will not cause or contribute to injury to themselves or others.

While all amusement attractions have associated risks, certain individuals are at increased risk for injury from these attractions. Carefully evaluate each attraction to determine if you or members of your party can safely participate. We reserve the right to deny access to a ride to anyone who we feel may not be able to safely experience the ride or may be a hazard to other Riders.

A Safety Guide sign is posted at every ride entrance and Alternate Access entrance. These signs provide height requirements, health restrictions, ride ratings, ride accessibility, and special instructions regarding the ride. Please review these signs prior to accessing the ride and ensure to follow all instructions provided.

In general, all Guests should be in good health and free from any conditions, known or unknown, that might be aggravated by riding. If you have any doubt about your ability to safely experience a ride, we urge you to consult with our staff at Michigan's Adventure. Remember, if you suspect your health could be at risk for any reason, or you could aggravate a pre-existing condition of any kind, **do not ride.**

Generally, Guests must have the ability to brace themselves upright in the seat and support their head and neck during the ride movements. Guests using wheelchairs will have to transfer from their wheelchair to the ride unit by themselves or assisted by a member of their party in order to be able to ride. You should plan your visit with someone who can physically help you when necessary.

As a Guest, you are responsible for your own safety. Please read this guide and all instructional signage before riding. Listen to and follow all operator instructions. Any person who intentionally removes a safety restraint, violates a park safety policy, or appears to be under the influence of alcohol or chemical intoxicants will be removed from the park without refund. **For your safety, do not enter an unauthorized area for any reason.** You may be seriously injured if you enter an unauthorized area.






Before riding, please note all safety warnings for each ride. In general:

- Follow all proper rider positioning until the ride comes to a complete stop.
- All restraint systems, including lap bars, shoulder harnesses, and seatbelts, must be positioned, fastened, and tightened at all times.
- Due to the nature of our rides, backpacks, purses, electronics, stuffed animals, jewelry and other loose items are not permitted on most rides. Glasses must be secured. Smaller items may be secured in cargo pockets or waist packs as long as they do not interfere with the restraint system. In addition, smaller items may be left in a locker or with a non-Rider. Michigan's Adventure is not responsible for lost or stolen items. You are responsible for your personal property.
- Due to the nature of our rides, picture taking, cell phone or electronic usage while riding is prohibited.
- Keep all parts of your body inside the ride unit at all times.
- Shirt, shoes, and shorts/pants are required on most amusement park rides.
- Finish food and drink before boarding.
- Smoking, including e-cigarettes, is not permitted in Michigan's Adventure.

RIDE RATING SYSTEM

















A Ride Rating System has been designed which provides a scale for rating the thrill factor of each ride. The intent is to provide a scale to guide park Guests in determining which attractions to ride based on their own experience level, physical condition, and abilities.

Each ride/attraction is placed into one of five categories:

CATEGORY	DESCRIPTION
Low Thrill Rides	 Rides that are generally calm and gentle in nature.
Mild Thrill Rides	 Rides that generally have low speeds with gentle motion and braking. Rides have smooth transitions with some changes in elevation and speed.
Moderate Thrill Rides	 Rides that generally have low to medium speeds and/or heights with moderate motion and braking. Riders may encounter unexpected changes in direction and/or speed during portions of the ride.
High Thrill Rides	 Rides that generally have medium to high speeds and/or heights with moderate to rapid braking. Riders may encounter unexpected changes in speed, direction and/or elevation.
Aggressive Thrill Rides	 Rides that generally have one or more of the following: high speeds and/or heights, aggressive and unexpected forces, and rapid directional or elevation change. Riders will encounter many unexpected rapid changes in speed, direction and/or elevation.

KEY TO SYMBOLS

These symbols, along with the ride ratings, are used to define our rides on the following pages.

	Ambulatory
	Accommodates wheelchair
	Transferable
	Must be accompanied by Supervising Companion of proper height to ride
	Must be accompanied by a child to ride/participate
	Must be at least this height to ride
	Maximum speed of ride
	Life jacket is required
	Cannot be any taller than this to ride/participate
	Maximum height of ride
	Maximum water depth
	Prohibited for Guests with back trouble
	Prohibited for Guests with heart trouble or high blood pressure
	Prohibited for Guests with neck trouble
	Prohibited for pregnant Guests
	Prohibited for Guests who have had recent surgery

ACCESS SYMBOLS

Symbols indicate boarding procedures for each ride and are defined below.



This symbol is used to identify rides where Riders may remain in their wheelchair.



This symbol identifies rides that can accommodate Guests who are able to transfer from the wheelchair to the ride unit by themselves or assisted by a member of their party.



This symbol identifies rides where Guests must be able to walk independently or be assisted by a member of their party.

DEFINITIONS

Every ride entrance lists height requirements and special instructions regarding the ride. Michigan's Adventure uses the following terms:



Ability to Hold On or Brace: Ability to use one's arms to maintain a grasp on an assist bar and support one's body during normal and emergency procedures on a ride and to use one's legs to brace to maintain a seated position during the forces of the ride.



Hand-Held Infants: Hand-held infants are children who are unable to independently walk or maintain seated postural control and will only be able to ride the following rides with a Supervising Companion: Carousel (in a chariot), Timbertown Railway, Boogie Beach (must stay in two feet of water or less), Commotion Ocean (must stay in two feet of water or less), Tidal Wave Pool (must stay in two feet of water or less), Lazy River and the Lagoon. Hand-held infants and their Supervising Companion may also enjoy Beach Party, but may not participate on the elevated sections of the attractions.



Supervising Companion: A Supervising Companion is someone who meets all the requirements to ride the ride themselves, who is at least 54" in height, and demonstrates appropriate observed behavior. Supervising Companions are responsible for ensuring that the accompanied Rider remains seated properly where applicable and follows all rules and regulations. The Supervising Companion must be seated in the same seat (row) as the Rider who needs accompaniment and can accompany the number of Riders for which the seat is designed. For example, if a seat is designed for three people, the Supervising Companion can accompany two Riders.

HEALTH RESTRICTIONS



Each ride is evaluated against 5 primary health restrictions. These restrictions are:

- Back Trouble
- Heart Trouble/High Blood Pressure
- Neck Trouble
- Pregnancy
- Recent Surgery

If you are in doubt about your ability to safely experience a ride or would like more information, please review the information for each attraction in this Guest Accessibility Guide or review the Safety Guide and all warning signs posted at each ride entrance and Alternate Access Entrances.

PREGNANCY

Guests who know or believe they may be pregnant should follow all rules, guidelines, and restrictions listed for each ride. Those who are pregnant should not ride a ride that specifically lists pregnancy as a rider restriction. Please closely review all rules and guidelines at the entrance of each ride.

Guests who are pregnant may ride the Carousel, Giant Gondola Wheel, Timbertown Railway, Lakeside Gliders, Speed Splashers, Swan Boats and participate in Commotion Ocean, Boogie Beach, Tidal Wave Pool, the Lazy River, and the Lagoon.

HEIGHT REQUIREMENTS

Height requirements and specific instructions are posted at the entrance to each attraction. Guests may be “officially” measured at the Group Sales Office, First Aid, Cabana Check-In, or at the Height Station, which is located near the front entrance to the park. The measured Guest will be given a wristband to indicate their height range. Wristbands are not required to ride. They are intended to make your wait in line shorter by streamlining the Guest height measurement process.

To accurately measure Guests, a height-measuring device may be used during the height-measuring process. This device may come into contact with the Guest's head for a brief period.

For the safety of Guests, a shoe which does not contribute excessively to the Guest's height is required. For example, a Guest is not permitted to wear platform shoes to help meet a height requirement. Michigan's Adventure reserves the right to ask that shoes be removed to ensure that a Guest's height is not being artificially enhanced or manipulated.

In WildWater Adventure, height measurements are taken in bare feet. There is a separate height wristband for WildWater Adventure.

ATTRACTION ACCESSIBILITY PROGRAM

We are proud of our reputation for accommodating Guests with disabilities through our Attraction Accessibility Program. To provide equal access for all Guests, we have developed a program which allows Guests with mobility restrictions or cognitive impairment to access attractions. Information about where Guests access the ride is posted on each attraction's Safety Guide sign. All Guests are required to meet all riding requirements for every attraction, including height and health restrictions in order to safely ride/participate.

The Guest with a mobility restriction or cognitive impairment should visit Guest Services upon their arrival at the park to express their inability to wait in the regular line. Some questions are asked to ensure that the Guest has the required physical criteria in order to safely experience attractions. Following that conversation, the Guest Services Associate will provide the details needed to participate in the program.

Guests with mobility restrictions or cognitive impairments who request reasonable accommodations are encouraged to obtain the IBCCES Accessibility Card (IAC) by registering at **accessibilitycard.org** or via the Accessibility Card mobile App. Once a Guest has filled out the online application and uploaded necessary documentation into a secure online portal, they will be able to access their digital Accessibility Card. Guests will present the IBCCES Accessibility Card to Guest Services upon their arrival at the park to express their accommodation needs. Some questions are asked to ensure that the Guest has the required physical criteria in order to safely experience attractions. Following that conversation, the Associate will provide the details needed to participate in the program.

Note: Only IBCCES can issue the IBCCES Accessibility Card, and not Michigan's Adventure.

CASTS & BRACES

Guests with casts and braces will be restricted from riding rides where the cast or brace will not fit inside the ride unit or where it will present a hazard to the Guest or others. Guests with full arm (elbow restricted) and full leg (knee restricted) casts or braces are restricted from most rides and water slides. We suggest you delay your visit until the cast is removed. Casts and braces with exposed metal parts are not permitted on the slides in WildWater Adventure.

The following chart displays the cast and braces rules for all rides and attractions:

- C** Must ride in a chariot
- F** Cast/Brace must fit safely inside ride unit
- O** Not permitted to participate on elevated activity area
- Y** May ride with the condition
- Z** Participation or water depth may be restricted if necessary

MICHIGAN'S ADVENTURE

	Cervical Collar or Neck Brace	Broken Collar Bone	Forearm Cast	Full Arm Cast	Braced Arm Cast	Foot or Lower Leg Cast	Full Leg Cast
Adventure Falls			Y			Y	
Airplanes		Y	Y	Y	F	Y	
Beagle Scout Acres		Y		Y	Y	Y	Y
Beagle Scout Lookout			Y	Y	F	Y	F
Camp Bus		Y	Y	Y	Y	Y	F
Carousel	Y	Y	Y	Y	Y	Y	C
Corkscrew			Y			Y	
Dodgem			Y	Y		Y	F
Drummer Boy			Y	F		Y	F
Elephants		Y	Y	Y	F	Y	
Flying Trapeze		Y	Y	Y		Y	
Frog Hopper			Y				
Giant Gondola Wheel	Y	Y	Y	Y	F	Y	F
Grand Rapids			Y			Y	F
HydroBlaster			Y			Y	
Kiddie Cars	Y	Y	Y	Y	F	Y	F
Lakeside Gliders		Y	Y	Y	F	Y	F
Logger's Run			Y	Y		Y	F
Mad Mouse			Y			Y	F
Motorcycles	Y	Y	Y	Y	F	Y	
PEANUTS™ Trailblazers			Y			Y	F
Pigpen's™ Mud Buggies			Y			Y	F
RipCord			Y			Y	
Scrambler			Y	Y		Y	F
Sea Dragon		Y	Y	Y		Y	F
Shivering Timbers			Y			Y	
Speed Splashers	Y	Y	Y	Y	F	Y	F
Swan Boats		Y	Y	Y	Y	Y	
Thunderbolt			Y	Y		Y	F
Thunderhawk			Y			Y	
Tilt-A-Whirl			Y	Y		Y	F
Timbertown Railway	Y	Y	Y	Y	F	Y	Y
Trabant			Y	Y		Y	F
Winky the Whale	Y	Y	Y	Y	F	Y	F
Wolverine Wildcat			Y			Y	
Woodstock Express			Y			Y	F
Zach's Zoomer			Y			Y	

WILDWATER ADVENTURE

Beach Party	O	O	Y	Y	Y		Y
Beach Party Slides			Y				
Boogie Beach			Y	Z		Y	Z
Commotion Ocean			Y	Z		Y	Z
Cyclone Zone			Y			Y	
Funnel of Fear			Y				
Half Pint Paradise			Y			Y	
Lagoon			Y	Y	Y	Y	Y
Lazy River			Y	Y		Y	
Mammoth River			Y				
Mine Shaft			Y				
Paradise Plunge/Tropical Twist			Y				
Slidewinders			Y				
Snake Pit			Y			Y	
Tidal Wave Pool			Y	Z		Y	Z
Wild Slide/Ridge Rider			Y				

PROSTHESIS

Guests with any type of prosthesis should not ride unless they can ensure the device is properly secured and will remain in place during the ride. Guests must also be able to maintain proper riding posture. Prosthetic devices with exposed metal parts are prohibited on most attractions. Guests are encouraged to visit designated park locations for assistance before riding to ensure a safe experience.

Guests with prosthesis are advised to consult with the Michigan's Adventure Operations Supervisory Team for guidance during their visit.

Additional lists are available for:

- Rides where prosthetics are not permitted or have specific limitations: Guests with any type of leg prosthesis are not permitted to ride Flying Trapeze or Frog Hopper. Guests with any type of prosthesis are not permitted to ride Thunderhawk.

RIDE DEVICES

Guests with disabilities may be eligible to ride select attractions using a body harness provided by the park. Guests should visit designated park locations for assistance and to determine eligibility.

For safety reasons, certain attractions may require the removal of medical devices or prosthetics that are not securely fastened to the rider's body. These devices may interfere with safety restraints, prevent proper riding posture, or pose hazards to the Guest or others.

On rides equipped with removable seats, Guests using wheelchairs may transfer directly to the ride vehicle. Ride attendants and Guest service staff are available to assist with questions or specific requirements regarding harnesses, mobility aids, or prosthetic devices.

Safety is the park's highest priority. To ensure an enjoyable and safe experience, Guests who do not meet specific rider requirements, including those related to harnesses and mobility aids, may be restricted from participating.

Additional lists are available for:

- Transfer devices, when requested, can be used to assist a Guest out of a wheelchair and into a ride unit. The following rides are equipped with a transfer device: Beagle Scout Lookout, Camp Bus, Corkscrew, PEANUTS™ Trailblazers, Pigpen's Mud Buggies, Shivering Timbers, The Wolverine Wildcat, Woodstock Express, and Zach's Zoomer.

For additional guidance, Guests are encouraged to consult the park guide or speak with a Ride Associate or Guest Services associate.

ADDITIONAL INFORMATION

Our goal is to make Michigan's Adventure enjoyable and as barrier-free as practical. Listed below are some of the services we offer. Please feel free to suggest areas in which we might improve in the future.



Family Services

A space for nursing mothers is available at First Aid. Baby changing areas and a companion restroom can be found in most restrooms. Please feel free to ask an Associate for directions to these locations or review a park map.



First Aid

Our First Aid Building located between the amusement park and waterpark is staffed from park open to park close. Medical equipment storage and refrigeration for Guests with medication is offered at First Aid.



Parking

Accessible parking is available on a first-come, first-served basis within the main parking lots of the park. When you arrive at the parking toll booths, ask an Associate for instructions regarding where to proceed to the accessible parking lot. Both auto and van accessible spaces are provided. A valid disabled persons parking placard or license plate must be displayed at all times while parked in the designated accessible parking area. If the designated accessible parking area is full at the time of your arrival, members of your party may be dropped off at the main pick-up/drop-off area, near the

main entrance to the park. Proper vehicle identification must be displayed. Security Officers on duty are authorized to ticket and/or tow vehicles that do not display proper identification. Please ask an Associate for directions to additional parking areas.



Printed Guides

Print versions of the Park Guide and Guest Accessibility Guide are available at the Group Sales Office. Large print versions are also available. There are a limited number of print guides which are obtainable on a first-come, first-served basis.



Quiet Room

Michigan's Adventure offers a Quiet Room located at First Aid, for family members or caregivers to take a break and reduce sensory stimulation.



Restrooms

Private restroom facilities for Guests needing the assistance of a Companion are available at the First Aid Building, the restrooms near Mad Mouse, the waterpark restrooms near Boogie Beach, and the restrooms near Adventure Falls. Wheelchair accessible stalls and family restrooms are located at all restrooms locations.



Rider Swap

The Rider Swap program allows one adult to stay with non-riders while the rest enjoy the ride. Upon their return, they can switch with the waiting adult, who can ride without joining the regular queue. For more information, visit Guest Services near the front entrance to the park.



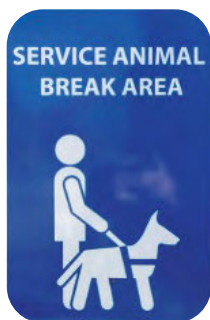
Service Animals

Service animals are welcome at Michigan's Adventure. A service animal is defined as a dog that has been individually trained to do work or perform tasks for a person with disabilities. Examples of such work or tasks include guiding people who are blind, alerting people who are deaf, pulling a wheelchair, alerting and protecting a person who is having a seizure, reminding a person with mental illness to take prescribed medications, calming a person with Post Traumatic Stress Disorder (PTSD) during an anxiety attack, or performing other duties. Service animals are working animals, not pets. The work or task a dog has been trained to provide must be directly related to the person's disability. Dogs whose sole function is to provide comfort or emotional support do not qualify as service animals.

Service animals must be house broken, controlled with a restraining device, display appropriate behavior at all times while on our property. Guests whose service animal demonstrates aggressive and/or inappropriate actions toward a Guest or Associate will be directed to remove the animal from the park. There is a limit of one service animal per Guest.

Due to the nature of most rides, service animals must remain with a non-riding member of your party. We are not permitted to take control of your service animal. Service animals may be taken on Beagle Scout Lookout, Camp Bus, Carousel, Giant Gondola Wheel, and Timbertown Railway. Service animals must be leashed, under the owner's control, fit on the floor of the ride vehicle, and seated on the floor, not the ride seat. Service animals are not permitted in water attractions, wet decks, wading pools, or lazy rivers. They are permitted to walk through the park areas. Guests may take advantage of our Rider Swap policy for staying with the service animal. Visit Guest Services for more information.

A Service Animal "Relief Area" is located in the grassy area next to Flying Trapeze attraction. Owners are responsible for disposing of their animal's waste. Please look for this designated sign:



Special Dietary Needs

Although outside food and beverages are not allowed in the park, individuals who have special diets or need items due to a medical condition may bring small coolers to accommodate such needs. Please visit Guest Services for more information.



Wheelchairs & Electric Convenience Vehicles

A limited supply of wheelchairs, electric convenience vehicles (ECV), and strollers are available for rent at Guest Services. Online reservations are available for wheelchair/ECV rentals in advance of your visit. Reservations can be made by going to **miadventure.com** and visit the rentals page under the Tickets tab. Rentals are also available at the park while supplies last.

Wheelchairs, ECV's, and strollers may not be taken out of the park gates or to the parking lot. However, a park Associate will be happy to provide any assistance you may need at that time. For any Guest using a personal Segway, please stop by Guest Services prior to entering the park. Manual Wheelchairs are available at ride locations with Wheelchair Lifts if weight exceeds the max capacity of 750 lb.

GUESTS USING WHEELCHAIRS AND ECV'S

Guests who choose to use a wheelchair or ECV, we require a safe speed be maintained while traveling in the park. Wheelchairs and ECV's cannot be accommodated on all rides and attractions. If your wheelchair can be safely accommodated on a ride, you are responsible for it being able to withstand the movement of the ride. Please refer to the individual ride and attraction descriptions in the back of this guide for more specific information. For information on water wheelchairs in the waterpark, please see the Water Wheelchair and Pool Lifts section.

On most rides where Guests in wheelchairs can be accommodated, Guests will need to leave their wheelchairs to be seated. In most cases, a wheelchair may be left in a designated position on or near the ride platform or walkway near the ride. Almost every ride is wheelchair accessible. A wheelchair lift is available at Corkscrew to transport a Guest in a wheelchair to our 2nd story ride platform. Please use the call button at base of lift to request service. Manual wheelchairs available at all locations with a wheelchair lift if weight exceeds the max posted capacity. If an ECV has attachments to the vehicle which could impede with the operation of a lift or with safe lift ingress and egress, please transfer to manual wheelchair. Applicable attachments would include canopies, antennae, umbrellas, awnings, etc. Please ask an Associate at each location for assistance.

If in doubt about your ability to safely experience a ride, we urge you to consult with our staff at the Group Sales Office or Guest Services. Michigan's Adventure personnel are not trained in transferring Guests from wheelchairs to ride units and are not permitted to do so. You should plan your visit with someone who can physically help you when necessary.

Guests may recharge their wheelchair battery at Guest Services or First Aid.

EVACUATIONS

Evacuations may be required due to mechanical reasons, weather conditions, or a power interruption. If an evacuation is required, Riders may need to maneuver across catwalks, from the highest point of the ride, and down steeply inclined catwalks or steps. Ride units may also stop at the top of a lift or on the ride course. Certain evacuations may require Riders to use additional safety equipment during the process. Remain seated until given instructions. In WildWater Adventure, Guests may be asked to evacuate pools as quickly as possible using stairs or ladders. If an evacuation from a ride/attraction is required, Riders requiring assistance during the ride evacuation may be escorted last in order to expedite the ride evacuation process. If so, you accept any risk due to delayed evacuation if we need to physically lift or lower you.

GUESTS OF A LARGER SIZE

All restraint systems, including lap bars, shoulder harnesses, and seatbelts must be positioned and fastened properly to allow Guests to ride. Due to restraint system requirements, Guests of larger size (in terms of height, weight, and/or proportions) may not be accommodated on some of our rides.

Our larger Guests may experience difficulty on: Adventure Falls, Beagle Scout Lookout, Corkscrew, Flying Trapeze, Mad Mouse, PEANUTS™ Trailblazers, Shivering Timbers, Thunderhawk, Winky the Whale, Woodstock Express, Wolverine Wildcat, and Zach's Zoomer.

Maximum and minimum weight limits can be found under the individual rides in this guide and on the Rider Safety Guide Signs at the entrance to rides with restrictions.

If you are concerned whether or not you can be accommodated safely on a ride, you may enter the ride via the exit to ensure the restraints function properly prior to waiting in line. The rest of your party may wait for you outside the exit.

Test seats are located at the ride entrance of: Thunderhawk.

The manufacturer requires a maximum Guest height on the following rides: Airplanes (54"), Elephants (54"), Kiddie Cars (54"), Motorcycles (54"), and Thunderhawk (78").

LOOSE ARTICLES

Most rides cannot accommodate loose articles including jewelry, cell phones, hats, cameras, purses, backpacks, basketballs, umbrellas, beverage containers, electronic devices, etc. Items must be safely secured in cargo pockets, a waist pack, in a bin on the ride platform, in a locker, or with a non-Rider. Michigan's Adventure is not responsible for lost, stolen, or damaged items.

Extra or bulky clothing, backpacks, and anything else that could potentially be between the Rider and the restraint will not be allowed. The restraint mechanism must be secured snugly against the Rider's body.

For safety reasons, cell phone usage, taking pictures, and filming on rides is prohibited.

Glasses must be secured on all rides. On RipCord, glasses must be secured by an athletic strap or they cannot be worn on the ride.

Hearing devices and other electronic devices may be damaged by water at water rides and attractions. Please take necessary precautions to protect hearing devices on all rides. Sensory headphones or helmets may be accommodated on select rides. Please see an Associate for more details.

Any non-compliance which results in damage or injury to a person or property will result in consequences up to and including prosecution.

LOST & FOUND

All items found at Michigan's Adventure are turned in to Guest Services located at the front of the park. If you lose an item on a ride, we will search for the article as soon as possible. In order to keep the ride in operation, an immediate search may not be possible. Lost articles may be reported via the internet at **miadventure.com/lostandfound**.

For your safety, do not enter unauthorized areas to retrieve lost articles. You can be seriously injured if you enter an unauthorized area.

MAGNETIC FIELDS ON RIDES

Magnetics are used at the following attractions: Corkscrew, Shivering Timbers, Wolverine Wildcat, and Zach's Zoomer. Guests with medical devices sensitive to magnetic fields (pacemakers, hearing aids, etc.), should consider these factors when deciding to ride.

OXYGEN TANKS

Due to the dynamic nature of rides, Portable Oxygen Tanks are only permitted on the following rides: Carousel (chariot), Giant Gondola Wheel, and Timbertown Railway. The tank must fit safely in the ride unit and not interfere with the ride restraint system. For your convenience, the park's First Aid station will be able to appropriately store your additional oxygen tanks during your visit.

Many rides can accommodate smaller Personal Oxygen Equipment. Personal Oxygen Equipment that can be secured around the waist, or with a strap that can be worn over the shoulder of one arm and under the other arm, may be permitted as long as the contents of the equipment housing can be contained. The equipment must allow the restraint mechanism to be secured snugly against the Rider's body. The equipment must not prevent Riders from properly sitting in the ride unit with their back and shoulders against the seat back. At no time may the equipment be between the Rider and the seat or the restraint. Riders must be free to hold on during the ride; therefore, nothing may be in their hands while riding.

STROBE LIGHTING & SPECIAL EFFECTS

Many attractions utilize special effects, including but not limited to: haze and other atmospheric effects, scents, areas of low lighting, loud music, sound effects, strobe lighting, and other specialty lighting. Guests with medical conditions that may be impacted by these special effects are advised not to participate in these attractions. Attractions utilizing these effects include Woodstock Express, Logger's Run, Shivering Timbers, Thunderhawk, and Zach's Zoomer.

PROPER ATTIRE

For the safety and enjoyment of our Guests, everyone is to adhere to proper dress attire, as most rides require each Guest ride with shirts, shorts and shoes. Loose clothing (including scarves and other free-flowing clothing) must be fully secured or removed to prevent any interference with the ride restraint system. On all roller coasters and on RipCord, scarves will be required to be removed in their entirety. Loose fitting shoes may only be removed before riding Flying Trapeze, Frog Hopper, RipCord, and Thunderhawk.

Swimwear is not permitted on rides outside of WildWater Adventure with the exception of Adventure Falls (shoes required), Grand Rapids, Hydroblaster, Swan Boats (shoes required). Swimwear is required to be appropriate. Thong or transparent clothing is not permitted.

RIDER CRITERIA

Our Attraction Accessibility Program is designed to allow Guests to participate in the enjoyment of our attractions as much as possible. The program was developed by analyzing the physical and mental attributes required to safely ride each attraction. It is our policy to allow anyone to ride who meets all these requirements and is not a hazard to themselves or others. We continue to evaluate and update our Attraction Accessibility Program as necessary.

The evaluation of each attraction considered the following criteria:

Independent seated postural.

The Guest must have the body and spinal control to sit upright without the aid of other people or devices. The Guest must also have sufficient muscle control to support their head, neck and upper torso during the course of the ride, including the dynamic motion of the ride. Certain ride units such as carousel horses require the ability to form a saddle posture with the Guest's thighs.

Appropriate center of gravity.

The Guest's body must have the appropriate weight distribution for that ride.

Ability to hold on with one functioning arm.

Guests must have one functioning arm that exhibits good grip control, the ability to brace, and is strong enough to allow the Guest to maintain proper riding position throughout the duration of the ride. A functioning arm may be a natural arm or a prosthesis which can be used for gripping and bracing. Any arm prosthesis must remain properly secured under the dynamic forces of the ride. Due to manufacturer requirements, some rides may exclude prosthetics.

Ability to hold on with two functioning arms.

Guests must have two functioning arms that exhibit good grip control, the ability to brace, and are strong enough to allow the Guest to maintain the proper riding position throughout the duration of the ride. A functioning arm may be a natural arm or a prosthesis which can be used for gripping and bracing. Any arm prosthesis must remain properly secured under the dynamic forces of the ride. Due to manufacturer requirements, some rides may exclude prosthesis.

Ability to brace self with one functioning leg.

Guests must have one functioning leg to be used for bracing the body during the course of the ride. A functioning leg may be a natural leg or a prosthesis used for bracing the body during the course of participation and maintaining balance when entering and exiting a ride unit. Any leg prosthesis must remain properly secured under the dynamic forces of the ride. Due to manufacturer requirements, some rides may exclude prosthesis.

Ability to brace self with two functioning legs.

Guests must have two functioning legs to be used for bracing the body during the course of the ride. A functioning leg may be a natural leg or a prosthesis used for bracing the body during the course of participation and maintaining balance when entering and exiting a ride unit. Any leg prosthesis must remain properly secured under the dynamic forces of the ride. Due to manufacturer requirements, some rides may exclude prosthesis.

Minimum of two functioning extremities.

Guests must have a minimum of two functioning extremities (two legs, two arms, or one arm and one leg) to brace themselves during the ride and assist in entering and exiting the ride unit.

Minimum of three functioning extremities.

Guests must have a minimum of three functioning extremities (two legs and one arm or two arms and one leg) to brace themselves (with tripod bracing) during the ride and assist in entering and exiting the ride unit.

Minimum of four functioning extremities.

Guests must have four functioning extremities (two legs and two arms) to brace themselves during the ride and assist in entering and exiting the ride unit.

Ability to enter/exit ride within specified parameters without endangering self or others.

Guests must be able to enter and exit the ride without jeopardizing themselves or others and to assist with their own evacuation, if necessary. This may include special arrangements such as entering through the Alternate Access Entrance or having someone aid in boarding. For the safety of our Associates and Guests, Associates are instructed not to perform any lifting of Guests.

Appropriate observed behavior:

Guest demonstrates appropriate observed behavior indicating a willingness and ability to participate and/or follow Guest requirements. Appropriate observed behavior may include, but not be limited to maintaining proper riding position, attention and compliance to safety instructions, proper use of all ride safety equipment and willingness to participate.

Guests have a duty to:

- Exercise good judgment
- Act in a responsible manner while using amusement rides
- Not participate while under the influence of alcohol or drugs
- Properly use all ride safety equipment provided

RIDES

The following descriptions are designed to give you information on the type of actions caused by various rides. Each of the following attractions will identify the restrictions according to the criteria itemized above. **In order to participate on most attractions, Guests must have seated postural control, appropriate center of gravity, appropriate observed behavior, and the ability to enter and exit the ride safely.** Specific exceptions or qualifications to those four criteria will be noted in the information provided below. If you have been authorized for Alternate Access, follow the directions listed under each ride.

Adventure Falls



Guests must be 46" tall to ride.

Maximum Weight – 3,400 lb. per boat

This is a water flume ride with a large 20-passenger boat. The ride produces a large and forceful splash. Whether riding or standing on the Adventure Falls Bridge, you will get soaked!

Restraint System: A shared lap bar secures all Riders in the row. Due to the nature of the restraint, this ride may not accommodate Riders of a larger size.

Rider Criteria: Riders must have a minimum of two functioning extremities; one functioning arm and one functioning leg. Riders with a cervical collar, neck brace, broken collar bone, full arm cast, braced arm cast, or full leg cast are not permitted to ride.

Rider Access: Alternate Access is available through the Fast Lane entrance. Riders will have to take several steps on their own or with the assistance of a companion and be capable of stepping down into the ride unit, which may shift. Do not use the ride restraints for entering and exiting as they may shift. Boats may bump into the side of the channel and other boats. Riders experiencing the splash on the bridge must hold on at all times.

Airplanes 2



Guests must be between 36" tall and 54" tall to ride.

Maximum Weight – 75 lb. per seat

A slow-moving plane ride that goes up and down as the ride rotates around in a circle. Riders can use a joystick to control the elevation of their unit.

Restraint System: A shared seatbelt secures each Rider across the thighs and pelvis.

Rider Criteria: Riders must have a minimum of two functioning extremities; one functioning arm and one functioning leg. Riders with a cervical collar, neck brace or full leg cast are not permitted to ride.

Rider Access: Alternate access is available at the ride entrance. Riders will have to take several steps, on their own or with the assistance of a companion and be capable of stepping up and over the side of the ride unit.

Beagle Scout Lookout 1



Guests must be between the ages of 5-12 in order to participate on the structure.

Interactive play area includes slides, climbing boards, and open play area perfect for the little ones. Guests must have a minimum of two functioning extremities: one functioning arm and one functioning leg. Guests with a cervical collar, neck brace, or braced arm cast are not permitted to participate.

Beagle Scout Lookout 2



Guests must be at least 42" tall to ride alone OR accompanied by a Supervising Companion. Hand-held infants are not permitted.

PEANUTS™ themed hot air balloon ride that spins and rises in the air.

Restraint System: An individual seatbelt secures each Rider across the thighs and pelvis. A door further encloses the ride unit. Due to the nature of the restraint, this ride may not accommodate Riders of a larger size.

Rider Criteria: Riders must have a minimum of three functioning extremities. Riders with a cervical collar, neck brace, or broken collar bone are not permitted on ride.

Rider Access: Access is available through the exit. To facilitate boarding, a transfer device is available upon request. Riders must be able to transfer on their own, or with the assistance of a companion. Do not use the ride restraints for entering and exiting as they will shift. Service animals are permitted to ride. Service animals must be leashed, under the owner's control, fit on the floor of the ride vehicle, and seated on the floor, not the ride seat.

Camp Bus 2



Guests must be 36" tall to ride alone OR accompanied by a Supervising Companion. Hand-held infants are not permitted.

Maximum Weight – 440 lb. per row; this ride only accommodates three adults per row.

PEANUTS™ themed bus with six rows that seats four Riders per row. The bus rotates both in a clockwise and counterclockwise direction reaching a height of over 20 feet.

Restraint System: A shared lap bar secures all Riders in the row. A door further encloses the ride unit.

Rider Criteria: Riders must have a minimum of two functioning extremities; one functioning arm (excluding prosthesis) and one functioning leg. Riders with a cervical collar or neck brace are not permitted to ride. Riders who do not demonstrate appropriate observed behavior must be accompanied by a Supervising Companion.

Rider Access: Access is available through the exit. To facilitate boarding, a transfer device is available upon request. Riders must be able to transfer on their own, or with the assistance of a companion. Do not use the ride restraints for entering and exiting as they will shift. Service animals are permitted to ride. Service animals must be leashed, under the owner's control, fit on the floor of the ride vehicle, and seated on the floor, not the ride seat.

Carousel 1



Guests must be 42" tall to ride alone OR accompanied by a Supervising Companion. Hand-held infants must ride in a chariot.

Maximum Weight – 170 lb. per animal; 680 lb. per chariot

A carousel ride which features animals – both stationary and moving up and down – along with chariot seating mounted on a circular platform that rotates.

Rider Criteria: Guests must have the ability to straddle the ride unit. Guests unable to straddle the ride unit must be seated in a chariot unit. Guests unable to maintain seated postural control or demonstrate appropriate observed behavior must ride with a Supervising Companion and sit in the chariot. Riders with a full leg cast must be seated in a chariot.

Rider Access: Alternate Access is available at the ride entrance. Guests will have to take several steps, on their own or with the assistance of a companion and be capable of stepping up onto a platform. Service animals must be leashed and under the owner's control, fit on the floor of the ride vehicle, are permitted to ride on the ride platform or chariots.

Corkscrew 5



Guests must be 48" tall to ride.

A high-speed looping roller coaster that turns Riders upside-down twice. Riders will experience weightlessness and rapid movements from side to side.

Restraint System: A shoulder harness with a between-the-legs safety belt secures each Rider over the head and across the chest. Due to the nature of the restraint, this ride may not accommodate Guests of a larger size.

Rider Criteria: Guests must have a minimum of two functioning extremities; one functioning arm and one functioning leg. Two functioning arms are sufficient instead of one functioning arm and one functioning leg if the Guest is able to form a saddle posture with leg residual limbs sufficient to brace self-upright in the seat. Guests with a cervical collar, neck brace, broken collar bone, full arm cast, braced arm cast, or full leg cast are not permitted to ride.

Rider Access: Alternate access is available via the elevator. Guests will have to transfer into the seat, on their own or with the assistance of a companion. A transfer device is available upon request which may assist a Guest out of a wheelchair and into the ride unit. Please do not use the ride restraints for support while entering and exiting, as they will shift.

Dodgem 4



Guests must be 48" tall to drive OR 42" tall AND accompanied by a Supervising Companion.

This is a bumper car ride. Riders will experience strong side-to-side movement and rapidly changing direction and forces.

Restraint System: An individual seatbelt is positioned over the shoulder and across the chest and thighs of each Rider. A shared lap bar secures all Riders in the row.

Rider Criteria: Guests who do not have an appropriate center of gravity or demonstrate appropriate observed behavior must be accompanied by a Supervising Companion. Guests with a cervical collar, neck brace, broken collar bone, or braced arm cast are not permitted to ride.

Driver Criteria: Guests must have a minimum of three functioning extremities.

Passenger Criteria: Guests must have a minimum of two functioning extremities; one functioning arm and one functioning leg. Guests with a visual impairment or who are not able to steer and press the accelerator must ride as a passenger with a driver who meets the requirements to drive.

Rider Access: Alternate Access is available via the Fast Lane Entrance. Guests will have to take several steps, on their own or with the assistance of a companion and be capable of stepping up and over the side of the ride unit. Please use caution, as the ride unit may shift when entering and exiting.

WARNING: Avoid head-on collisions.

Drummer Boy 2



Guests must be at least 36" tall to ride alone OR accompanied by a Supervising Companion. Hand-held infants are not permitted.

Maximum Weight – 1,000 lb. per drum

This is a family ride that travels a circular path while individual seats rotate on an axis.

Restraint System: An individual seatbelt secures each Rider in the row across the thighs and pelvis.

Rider Criteria: Riders must have a minimum of two functioning extremities. Riders with a cervical collar, back brace, broken collar bone, or braced arm casts are not permitted on the ride.

Rider Access: Alternate access is available through the gate to the right of the main entrance, where Riders will encounter a ramp. Riders will need to take several steps on their own or with the assistance of a companion, including stepping up into the ride unit which may shift.

Elephants 2



Guests must be between 36" tall AND 54" tall to ride.

Maximum Weight – 75 lb. per seat

A slow-moving ride that goes up and down as the ride rotates around in a circle. Riders can use a joystick to control the elevation of their unit.

Restraint System: A shared seatbelt secures each Rider across the thighs and pelvis.

Rider Criteria: Riders must have a minimum of two functioning extremities; one functioning arm and one functioning leg. Riders with a cervical collar, neck brace, or full leg cast are not permitted to ride.

Rider Access: Access is available via the ride entrance. Riders must be able to take several steps alone or with the assistance of a companion and be capable of stepping up and over the side of the ride unit.

Flying Trapeze 3



Guests must be 42" tall to ride.

Maximum Weight – 170 lb. per seat

A chair swing family ride with free-hanging seats suspended from an elevated and rotating tower. Riders will rotate in a circular motion as the tower begins to rise.

Restraint System: An individual lap bar and a between-the-leg safety belt secures each Rider. An additional individual seatbelt is positioned across the chest and under the arm of each Rider. Due to the nature of the restraint, this ride may not accommodate Riders of a larger size.

Rider Criteria: Riders must have a minimum of three functioning extremities. Two functioning arms are sufficient instead of three functioning extremities if the Guest has a normal center of gravity and lower extremities are sufficiently strong to maintain proper riding posture under the dynamic conditions of the ride. Amputations must be at the knee or below. Riders with any type of prosthesis should not ride this attraction, unless they can ensure the device is properly secured and will remain in place during the ride. Riders with a cervical collar, neck brace, braced arm cast, or full leg cast are not permitted.

Rider Access: Alternate access is available via the ride exit. Riders will have to take several steps on their own or with the assistance of a companion and be capable of elevating themselves up into the seat. Please use caution, as the ride unit may shift when entering and exiting.

Frog Hopper 2



Guests must be 36" tall to ride.

Maximum Weight – 600 lb. per ride

This children's ride hoists Riders in the air and provides a gentle yet bouncy trip down.

Restraint System: A shared lap bar is positioned above the laps of all Riders in the row. An individual seatbelt secures each Rider across the thighs and pelvis. Due to the nature of the restraint, this ride may not accommodate Riders of a larger size.

Rider Criteria: Riders must have a minimum of three functioning extremities; one functioning arm and two functioning legs. Riders with any type of prosthesis should not ride unless they can ensure the device is properly secured and will remain in place during the ride. Riders with any leg prosthesis must consult Guest Services or a

Ride Operations Supervisor prior to waiting in line or riding. Riders may ride with one leg amputation; amputation must be at the knee or below. Riders with the leg amputation must be at least 42" tall to ride or be accompanied by a Supervising Companion. Riders with a cervical collar, neck brace, or broken collar bone are not permitted to ride. Riders with braced arm casts, leg casts and full arm casts are prohibited from riding.

Rider Access: Alternate access is available at the ride exit. Riders will have to take several steps, on their own or with the assistance of a companion and be capable of elevating themselves up into the seat. Please do not use the ride restraints for support while entering and exiting, as they will shift.

Giant Gondola Wheel **2**



Guests must be 48" tall to ride alone OR accompanied by a Supervising Companion. Hand-held infants or single Riders are not permitted.

Maximum Weight – 1,296 lb. per gondola

Similar to a Ferris wheel, this is a family ride that travels 360 degrees in the air with 20 gondolas suspended from the outer rim of the wheel.

Restraint System: An individual seatbelt secures each Rider across the thighs and pelvis. A door further encloses the ride unit.

Rider Criteria: Riders must have sufficient lower extremities to ensure the ride restraint adequately restrains them. Riders who do not have seated postural control or who do not demonstrate appropriate observed behavior must be accompanied by a Supervising Companion.

Rider Access: Alternate access is available through the gate to the left of the main entrance, where Riders will encounter a ramp. Riders will need to take several steps on their own or with the assistance of a companion. Riders will need to step down and through a narrow door into the ride unit which will sway. Service animals are permitted to ride. Service animals must be leashed, under the owner's control, fit on the floor of the ride vehicle, and seated on the floor, not the ride seat.

Grand Rapids 4



Guests must be 48" tall to ride alone OR 42" tall AND accompanied by a Supervising Companion.

A family water ride where Riders travel in rafts along a man-made river full of rapids, geysers, canyons, and waterfalls. Rafts float and bounce down high-speed rapids, often rotating rapidly after impacting with the bank of the river. Riders will get wet.

Restraint System: A shared seatbelt secures all Riders in the row across the thighs and pelvis.

Rider Criteria: Riders must have a minimum of three functioning extremities. Two functioning arms are sufficient instead of three functioning extremities if the Guest has a normal center of gravity and lower extremities are sufficiently strong to maintain proper riding posture under the dynamic conditions of the ride. Amputations must be at the knee or below. Riders with a cervical collar, neck brace, broken collar bone, full arm cast, or braced arm cast are not permitted to ride.

Rider Access: Alternate access is available at the ride exit. Riders will have to take several steps, on their own or with the assistance of a companion and be capable of stepping up and over the side of the ride unit. Please use caution, as the ride unit may shift when entering and exiting. Watch your step, as the ride unit may be slippery and wet.

Note: Boats may bump into the side of channel and other boats.

HydroBlaster 4



Guests must be 48" tall to ride alone OR 42" tall and accompanied by a Supervising Companion.

Minimum Weight – 90 lb. per raft

Maximum Weight – 350 lb. per raft

This ride consists of two enclosed slides for one or two passengers that will give the Riders roller coaster type drops as they slide through a wet and winding course.

Rider Criteria: Riders must have a minimum of two functioning extremities; one functioning arm and one functioning leg. Riders with a cervical collar, neck brace, broken collar bone, full or braced arm cast, or full leg cast are not permitted.

Rider Access: Access is available through the main entrance. Riders will need to ascend several flights of stairs, on their own or with the assistance of a companion.

Kiddie Cars 1



Guests must be less than 54" tall to ride. Hand-held infants are not permitted.

Maximum Weight – 100 lb. per seat

This is a slow-moving themed children's circular ride.

Restraint System: An individual seatbelt secures each Rider across the thighs and pelvis.

Rider Criteria: Riders must have a minimum of three functioning extremities.

Rider Access: Access is mainstreamed via the ride entrance. Riders will need to take several steps on their own or with the assistance of a companion. Riders will need to step up into a vehicle or climb on to a vehicle.

Lakeside Gliders 3



Guests must be 44" tall to ride alone OR 36" tall AND accompanied by a Supervising Companion.

Maximum Weight – 340 lb. per unit

Riders glide in suspended cars that rotate in a circle. Once the ride's speed increases, Riders use a fin on the front of the car to steer the car higher or lower.

Restraint System: A shared seatbelt secures each set of Riders, fastening across the thighs and pelvis. The smaller Rider must sit on the inside seat.

Rider Criteria: Riders must have a minimum of two functioning extremities; one functioning arm and one functioning leg. Riders must have a minimum of one full functioning leg (including prosthesis) and one leg amputated below the knee. Riders with a cervical collar or neck brace are not permitted to ride. Riders who do not demonstrate appropriate observed behavior must be accompanied by a supervising companion.

Rider Access: Alternate Access is available through the Fast Lane entrance which is located to the left of the exit. Riders will have to take several steps on their own or with the assistance of a companion and be capable of elevating themselves up into the seat. Please use caution, as the ride unit may shift when entering and exiting.

Logger's Run



Guests must be 46" tall to ride alone OR 36" tall AND accompanied by a Supervising Companion.

This is a water flume ride; Riders will get wet! Riders will be seated in a rocking boat and brace for a plunge down a chute, and a splash of water.

Rider Criteria: Riders must have a minimum of two functioning extremities; one functioning leg and one functioning arm. Two functioning arms are sufficient instead of one functioning arm and one functioning leg if the Guest is able to form a saddle posture with leg remnants sufficient to brace self upright in the seat. Riders with a cervical collar, neck brace, broken collar bone, or braced arm cast are not allowed to ride. A full leg cast is permitted as long as the cast safely fits inside ride unit.

Rider Access: Alternate access is available via the Fast Lane entrance located to the right of the exit, where Riders will encounter a ramp. Riders will have to take several steps on their own or with the assistance of a companion and be capable of stepping down into the ride unit which may be wet and may shift when entering and exiting.

CAUTION: Boats may bump into the side of channel and other boats.

WARNING: This ride contains strobe lighting.

Mad Mouse 4



Guests must be 48" tall to ride alone OR 42" tall AND accompanied by a Supervising Companion.

A steel roller coaster with airtime hills and hairpin turns. Riders will experience changes in speed and direction, moments of weightlessness, and rapid movements from side-to-side.

Restraint System: An individual lap bar and seatbelt secures each Rider across the thighs and pelvis. Due to the nature of the restraint, this ride may not accommodate Riders of a larger size.

Rider Criteria: Guests must have a minimum of three functioning extremities. Two functioning arms are sufficient instead of three functioning extremities if the guest has a normal center of gravity and lower extremities are sufficiently strong to maintain proper riding posture under the dynamic conditions of the ride. Amputations must be at the knee or below. Guests with a cervical collar, neck brace, broken collar bone, full arm cast, or braced arm cast are not permitted to ride.

Rider Access: Alternate Access is available at the ride exit. Guests will have to transfer into the seat, on their own or with the assistance of a companion.

Motorcycles 1



Guests must be less than 54" tall to ride. Hand-held infants are not permitted.

Maximum Weight – 100 lb. per seat

This is a children's ride that travels a circular path and pops wheelies.

Restraint System: An individual seatbelt secures each Rider across the thighs and pelvis.

Rider Criteria: Children must be able to touch both feet simultaneously on the floorboards as they straddle the motorcycles. Riders must have a minimum of three functioning extremities: two legs and one arm. Full leg casts are not permitted.

Rider Access: Access is available through the main entrance. Riders will need to take several steps and climb on to the ride, either on their own or with the assistance of a companion.

PEANUTS™ Trailblazers 2



Guests must be 36" tall to ride alone OR accompanied by a Supervising Companion. Hand-held infants are not permitted.

Maximum Weight – 275 lb. per car; this ride only accommodates one adult per car.

This children's ride allows Riders to ride in their own car that whips around an oblong track.

Restraint System: An individual seatbelt secures each Rider in a row across the thighs and pelvis. The smaller Rider must sit on the inside seat. Due to the nature of the restraint, this ride may not accommodate Riders of a larger size.

Rider Criteria: Riders must have at least one functioning arm and sufficient lower extremities to ensure the ride restraint adequately restrains them. Riders who do not demonstrate appropriate observed behavior must be accompanied by a Supervising Companion. Riders with a cervical collar, neck brace, broken collar bone, full arm cast, or braced arm cast are not permitted to ride.

Rider Access: Access is available through the exit. To facilitate boarding, a transfer device is available upon request. Riders must be able to transfer on their own, or with the assistance of a companion. Do not use the ride restraints for entering and exiting as they will shift.

Pigpen's Mud Buggies 2



Guests must be 36" tall to ride alone OR accompanied by a Supervising Companion. Hand-held infants are not permitted.

Maximum Weight – 382 lb. per car; this ride may only accommodate one adult per car.

Dune buggies that jump up and down rotating around a circular track.

Restraint System: A shared seatbelt secures all Riders in a row across the thighs and pelvis. Adults must sit in the last row.

Rider Criteria: Riders must have a minimum of two functioning extremities; one functioning arm (excluding prosthesis) and one functioning leg. Riders with a cervical collar, neck brace, broken collar bone, full arm cast, or braced arm cast are not permitted.

Rider Access: Access is available through the exit. To facilitate boarding, a transfer device is available upon request. Riders must be able to transfer on their own, or with the assistance of a companion. Do not use the ride restraints for entering and exiting as they will shift.

RipCord



Guests must be 42" tall to ride.

Maximum Weight – 850 per flight

Ripcord is a high-thrill SkyCoaster attraction made to simulate flight. Riders are hoisted 180 feet into the air. They control their own ride experience by pulling the ripcord, initiating their tethered free fall descent and flight. The sensation of flight as Riders fall is similar to skydiving and hang gliding, with Riders reaching speeds of up to 80 miles per hour.

Restraint System: Riders wear a full body harness that supports the flyer in a prone position. The harness is connected to the flight support cables.

Rider Criteria: Riders are required to have a minimum of one functioning leg and by reason of the restraint system inherent in the flight suits, it is necessary that the flyers possess two arms sufficient for the proper functioning of the flight suit to be maintained. Lower extremities must be of sufficient length to be contained and restrained by the leg strap. Proper functioning of the flight suit must be maintained for Riders without appropriate center of gravity. Riders with a cervical collar, neck brace, broken collar bone, full or braced arm cast, or full leg cast are not permitted.

Rider Access: Access is available via the main entrance. Riders must be able to walk independently or be assisted by a member of their party.

Note: This is an extra charge attraction.

Scrambler



Guests must be 48" tall to ride alone OR 36" tall AND accompanied by a Supervising Companion.

Maximum Weight – 510 lb. per car

Rotating cars are mounted on counter-rotating arms, which produce strong accelerations and side-to-side movement, changing force and direction rapidly.

Restraint System: A shared lap bar and seatbelt secures all Riders in the row across the thighs and pelvis.

Rider Criteria: Riders must have a minimum of two functioning extremities; one functioning arm and one functioning leg. Two functioning arms are sufficient instead of one functioning arm and one functioning leg if the Guest has normal center of gravity and lower extremities are sufficiently strong to support weight under the dynamic conditions of the ride. Amputations must be at the knee or below. Riders with a broken collar bone, cervical collar, back brace, or braced arm cast are not permitted on the ride.

Rider Access: Alternate access is available at the ride exit. Riders will have to take several steps on their own or with the assistance of a companion and be capable of entering and exiting elevated vehicles which may shift.

Sea Dragon



Guests must be 48" tall to ride alone OR accompanied by a Supervising Companion. Hand-held infants are not permitted.

Maximum Weight – 680 lb. per row

A swing boat ride that produces a feeling of weightlessness.

Restraint System: A shared lap bar secures all Riders in the row.

Rider Criteria: Riders must have a minimum of three functioning extremities. Two functioning arms are sufficient instead of three functioning extremities if the Guest has a normal center of gravity and lower extremities are sufficiently strong to maintain proper riding posture under the dynamic conditions of the ride. Amputations must be at the knee or below. Riders with a cervical collar, neck brace, braced arm cast, are not permitted to ride. Full leg cast must fit safely in the ride unit in order to ride.

Rider Access: Alternate access is available via the main entrance. Riders will have to take several steps, on their own or with the assistance of a companion and be capable of stepping up and into the seat. Please use caution, as the ride unit may shift when entering and exiting.

Shivering Timbers



Guests must be at least 48" tall to ride.

A high-speed wooden roller coaster with a combination of banked turns and airtime bumps.

Restraint System: An individual lap bar and seatbelt secures each Rider across the thighs and pelvis. Due to the nature of the restraint, this ride may not accommodate Guests of a larger size.

Rider Criteria: Guests must have a minimum of three functioning extremities. Two functioning arms are sufficient instead of three functioning extremities if the guest has a normal center of gravity and lower extremities are sufficiently strong to maintain proper riding posture under the dynamic conditions of the ride. Amputations must be at the knee or below. Guests with a cervical collar, neck brace, broken collar bone, full arm cast, braced arm cast, or full leg cast are not permitted to ride.

Rider Access: Alternate access is available at the ride exit. Guests will have to transfer into the seat, on their own or with the assistance of a companion. A transfer device is available upon request which may assist a Guest out of a wheelchair and into the ride unit. Please do not use the ride restraints for entering and exiting as they will shift.

WARNING: This ride contains strobe lighting.

Speed Splashers 1



Hand-held infants are not permitted.

Maximum Weight – 260 lb. per boat

This is a family attraction that travels in a circular path in water.

Restraint System: A shared seatbelt secures all Riders in the row across the thighs and pelvis. Due to the nature of the restraint, this ride may not accommodate Riders of a larger size.

Rider Criteria: Riders must have a minimum of two functioning extremities; one functioning arm and one functioning leg.

Rider Access: Alternate access is available through the exit of the ride. Riders will need to take several steps on their own or with the assistance of a companion, including stepping across a gap of approximately 4" and down into the ride unit which may shift in the water.

Swan Boats 2



Guests must be 54" tall to ride alone OR accompanied by a Supervising Companion. Hand-held infants are not permitted.

Maximum Weight – 300 lb. per person, 600 lb. per boat

These are swan-shaped 1 – 2 person paddle boats. Boats are paddled with foot pedals similar to a bicycle and controlled with a tiller. At least one Rider must be able to reach the pedals and pedal the boat sufficiently.

Restraint System: All participants must wear life jackets.

Rider Criteria: Riders must have a minimum of two functioning extremities. A Guest with no functioning arms must be accompanied by a Supervising Companion. Riders with a cervical collar or neck brace or full leg cast are not permitted to ride.

Rider Access: Alternate access is available through the exit of the ride, where Riders will encounter a ramp. Riders will need to take several steps on their own or with the assistance of a companion, including stepping down into a wet, unsteady boat while loading and unloading. Please use caution, as the ride unit may shift when entering and exiting. Watch your step, as the ride unit may be slippery.

Thunderbolt



Guests must be 46" tall to ride alone OR 42" tall AND accompanied by a Supervising Companion.

Maximum Weight – 340 lb. per car

This is a high-speed, circular ride that follows a rolling up and down platform.

Restraint System: A shared lap bar is positioned above the laps of all Riders in the row. A shared seatbelt secures each Rider across the thighs and pelvis.

Rider Criteria: Riders must have a minimum of two functioning extremities; one functioning arm and one functioning leg. Two functioning arms are sufficient if the Guest has a normal center of gravity and lower extremities are sufficiently strong to support weight under the dynamic conditions of the ride. Amputation(s) must be at the knee or below. Riders with a cervical collar, back brace, broken collar bone, or braced arm cast are not permitted on the ride.

Rider Access: Alternate access is available through the exit of the ride, where Riders will encounter a ramp. Riders will have to take several steps on their own or with the assistance of a companion. Riders will need to step over and into a suspended ride unit which will sway. Please not use the ride restraints for support while entering and exiting as they will shift.

Thunderhawk



Guests must be between 52" tall AND 78" tall to ride.

A high-speed suspended steel roller coaster which turns Riders upside down five times. Riders will experience weightlessness and rapid movements from side to side.

Restraint System: A shoulder harness with a between-the-legs safety belt secures each Rider over the head and across the chest. Due to the nature of the restraint, this ride may not accommodate Riders of a larger size.

Rider Criteria: Riders must have sufficient lower extremities to ensure the ride restraint system adequately restrains them, and a minimum of two functioning extremities with one functioning arm that includes a hand. Must have two legs, of which only the feet may be missing or a minimum of one natural leg including (partial) foot and one upper leg which extends to the end of the seat is required. The required lower extremities may be paralyzed. Riders with a cervical collar, neck brace, broken collar bone, full arm cast, braced arm cast, or full leg cast are not permitted to ride. Prostheses are not permitted on this ride. Riders with any prosthesis must consult with Guest Services or speak with a Ride Operations Supervisor prior to waiting in line or riding.

Rider Access: Alternate access is available at the ride exit. Riders will have to take several steps, on their own or with the assistance of a companion and be capable of elevating themselves up into the seat. Please do not use the ride restraints for support while entering and exiting, as they will shift.

WARNING: This ride contains strobe lighting.

Tilt-A-Whirl



Guests must be at least 46" tall to ride alone OR accompanied by a Supervising Companion. Hand-held infants are not permitted.

Maximum Weight – 800 lb. per car.

This is a circular ride where cars pivot by centrifugal force created by the ride's rotating table.

Restraint System: A shared lap bar secures all Riders in the row. A safety belt further secures the lap bar. Due to the nature of the restraint, this ride may not accommodate Riders of a larger size.

Rider Criteria: Riders must have a minimum of three functioning extremities. Two functioning arms are sufficient instead of three functioning extremities if the Guest has a normal center of gravity and lower extremities are sufficiently strong to maintain proper riding posture under the dynamic conditions of the ride. Amputations must be at the knee or below. Riders with a cervical collar, neck brace, broken collar bone, or braced arm cast are not permitted on the ride. A Guest with a leg cast may ride if the cast fits appropriately in the ride unit. Riders who do not demonstrate appropriate observed behavior must be accompanied by a Supervising Companion.

Rider Access: Alternate access is available through the Fast Lane entrance which is located to the right of the exit. Riders will need to take several steps, on their own or with the assistance of a companion and be capable of stepping up and over the side of the ride unit. Please use caution when entering and exiting as the ride unit may shift. Do not use the ride restraints for support as they will shift. Watch your step, as the ride unit may be slippery and wet.

Timbertown Railway **1**



Guests must be 42" tall to ride alone OR accompanied by a Supervising Companion.

Maximum Weight – 430 lb. per seat.

This is a traditional train ride.

Rider Criteria: Riders who cannot maintain seated postural control, do not have the ability to enter or exit the ride safely, or do not demonstrate appropriate observed behavior, must be accompanied by a Supervising Companion.

Rider Access: Alternate access is available at the attraction exit. Riders will have to take several steps on their own or with the assistance of a companion and be capable of elevating themselves up onto the bench. Service animals are permitted on this attraction. Service animals must be leashed, under the owner's control, fit on the floor of the ride vehicle, and seated on the floor, not the ride seat.

Trabant 3



Guests must be 42" tall to ride alone OR accompanied by a Supervising Companion. Hand-held infants are not permitted.

Maximum Weight – 340 lb. per seat

This is a circular ride that rises to a tilted position while rotating forward producing changes of force and direction rapidly.

Restraint System: A shared lap bar secures all Riders in the row across the thighs and pelvis.

Rider Criteria: Riders must have a minimum of two functioning extremities; one functioning leg and one functioning arm. Two functioning arms are sufficient instead of one functioning leg and one functioning arm if the Rider has normal center of gravity and lower extremities are sufficiently strong to support weight under the dynamic conditions of the ride. Amputations must be at the knee or below. Riders with cervical collars, back braces, broken collar bones, or braced arm casts are not permitted on the ride. Riders who do not demonstrate appropriate observed behavior must be accompanied by a Supervising Companion.

Rider Access: Alternate access is available through the exit of the ride. Riders will need to take several steps, on their own or with the assistance of a companion. Riders will need to step up and shift sideways to enter the ride unit. Please do not use the ride restraints for entering and exiting as they may shift.

Winky the Whale 1



Hand-held infants are not permitted.

Guests must be at least 36" tall to ride alone OR accompanied by a Supervising Companion. Hand-held infants are not permitted.

Restraint system: A shared seatbelt secures each Rider across the thighs and pelvis. Due to the nature of the restraint, this ride may not accommodate Riders of a larger size.

Rider Criteria: Riders must have a minimum of three functioning extremities. However, two functioning arms are sufficient instead of three functioning extremities if the Guest has a normal center of gravity and lower extremities are sufficiently strong to maintain proper riding posture under the dynamic conditions of the ride. Amputations must be at the knee or below.

Rider Access: Alternate access is available through the gate to the left of the main entrance, where Riders will encounter a ramp. Riders will need to take several steps on their own or with the assistance of a companion, including stepping up and into the ride unit which may shift.

Wolverine Wildcat



Guests must be 48" tall to ride.

A high-speed wooden roller coaster with a combination of banked turns and airtime bumps.

Restraint System: An individual lap bar and seatbelt secures each Rider across the thighs and pelvis. Due to the nature of the restraint, this ride may not accommodate Riders of a larger size.

Rider Criteria: Guests must have a minimum of three functioning extremities. Two functioning arms are sufficient instead of three functioning extremities if the guest has a normal center of gravity and lower extremities are sufficiently strong to maintain proper riding posture under the dynamic conditions of the ride. Amputations must be at the knee or below. Guests with a cervical collar, neck brace, broken collar bone, full arm cast, braced arm cast, or full leg cast are not permitted to ride.

Rider Access: Alternate Access is available at the ride exit. Guests will have to transfer into the seat, on their own or with the assistance of a companion. A transfer device is available upon request which may assist a Guest out of a wheelchair and into the ride unit. Please do not use the ride restraints for support while entering and exiting, as they will shift.

Woodstock Express



Guests must be 42" tall to ride alone OR 36" tall AND accompanied by a Supervising Companion.

Maximum Weight – 340 lb. per bench.

A junior steel roller coaster with mild drops, bumps, and turns. Riders will experience changes in speed and direction, weightlessness, and rapid movements from side-to-side.

Restraint System: A shared lap bar and seatbelt secures all Riders in the row across the thighs and pelvis. Due to the nature of the restraint, this ride may not accommodate Riders of a larger size.

Rider Criteria: Guests must have a minimum of three functioning extremities. Guests with a cervical collar, neck brace, broken collar bone, full arm cast, or braced arm cast are not permitted to ride.

Rider Access: Alternate Access is available at the ride exit. Riders will have to transfer into the seat, on their own or with the assistance of a companion. A transfer device is available upon request which may assist a Rider out of a wheelchair and into the ride unit. Please do not use the ride restraints for support while entering and exiting, as they will shift.

WARNING: This ride contains strobe lighting.

Zach's Zoomer



Guests must be 46" tall to ride alone OR 40" tall AND accompanied by a Supervising Companion.

A junior wooden roller coaster with banked curves and airtime hills.






Restraint System: A shared lap bar and seatbelt secures all Riders in the row across the thighs and pelvis. Due to the nature of the restraint, this ride may not accommodate Guests of a larger size.

Rider Criteria: Riders must have a minimum of three functioning extremities. Two functioning arms are sufficient instead of three functioning extremities if the Guest has a normal center of gravity and lower extremities are sufficiently strong to maintain proper riding posture under the dynamic conditions of the ride. Amputations must be below the knee. Riders with a cervical collar, neck brace, broken collarbone, full or braced arm cast, or full leg casts are not permitted to ride.

Rider Access: Alternate Access is available at the ride exit. Guests will have to transfer into the seat, on their own or with the assistance of a companion. A transfer device is available upon request which may assist a Guest out of a wheelchair and into the ride unit. Please do not use the ride restraints for support while entering and exiting, as they will shift.

WARNING: This ride contains strobe lighting.

WILDWATER ADVENTURE WATERPARK

CATEGORY	DESCRIPTION
Low Thrill Rides	 This is a low-speed and/or shallow water attraction.
Mild Thrill Rides	 This is a low to medium speed attraction, and/or water depth to 48 inches. Some Rider control, maneuvering, and/or swimming skills required.
Moderate Thrill Rides	 This is a medium-speed attraction. Height and water depth may vary Moderate or unexpected forces can be generated during the ride. This attraction may require Rider control and/or strong swimming skills. Physical activity may be strenuous.
High Thrill Rides	 This is a fast-paced ride experience. Riders will encounter changes in speed, direction, elevation, strong water currents, and/or depth of water, some of which is unexpected. This attraction requires Rider body control and strong swimming skills.
Aggressive Thrill Rides	 This is a high-speed and/or deep water attraction with turbulent turns, drops, and/or strong water currents with changes in speed, direction, elevation, and/or deep water, which may be unexpected. This attraction requires Rider body control and swimming skills.



Appropriate Attire

Appropriate swimwear is required. Thongs and transparent clothing are not permitted. We reserve the right to determine the appropriateness of swimwear. Guests wearing bathing attire with metal buttons, rivets, zippers, or snaps will not be permitted to ride Cyclone Zone, Wild Slide & Ridge Rider, Mammoth River, Mine Shaft, Slidewinders, Snake Pit, Beach Party (Slides), Tropical Twist & Paradise Plunge, Half Pint Paradise (Slides), and Funnel of Fear. Contact lenses are not recommended. Guests requiring special accommodation should speak to a member of the Aquatics Supervisory Team.



Life Jackets

Life jackets are available for all Guests. Only U.S. Coast Guard (or Canada) approved life jackets are allowed as floatation devices. Life jackets are provided free of charge for Guests who require one.

In wave pools, life jackets are required for Guests who are less than 52" tall in bare feet, participants with a history of seizures (or similar medical conditions), heart conditions, or those who are inexperienced or non-swimmers. Children who are less than 42" tall must wear life jackets and be accompanied by Supervising Companions. This policy will be enforced at Boogie Beach, Commotion Ocean, and Tidal Wave Pool.

In other attractions requiring life jackets, children who are less than 48" tall in bare feet or those who are inexperienced or non-swimmers must wear a life jacket. Children who are less than 42" tall must wear life jackets and be accompanied by Supervising Companions. This policy will be enforced at Cyclone Zone, Lazy River, and Snake Pit.



Ongoing Lifeguard Training

In an ongoing effort to provide a safe and enjoyable waterpark experience for our Guests, WildWater Adventure routinely utilizes training exercises to improve our lifeguards' skills and vigilance. These exercises will occur during normal operating hours and may consist of the following: submersible water manikins, the use of video surveillance equipment, internal and external audits, and active/inactive water rescues and/or first aid scenarios.



Scales

Red light/green light scale systems are used at weight sensitive attractions. Guests who exceed the weight requirement will not be permitted to ride. Scales are used at Funnel of Fear.



Swim Diapers

Guests who require a diaper are required to wear swim diapers or a diaper specifically designed for aquatic use.



Water Wheelchairs and Pool Lifts

A water wheelchair is available for Guests requiring additional assistance when gaining access into Beach Party (ground level only), Boogie Beach, Commotion Ocean, Lagoon, and Tidal Wave Pool. The water wheelchair may be used by multiple Guests on the same day. While in a/the wave pool, the water level may not exceed the height of the seat on the chair. Guests participating in a wave pool are permitted to use a personal wheelchair. Personal wheelchairs are permitted up to the seat's water depth. Guests utilizing wheelchairs will not be required to utilize a lifejacket while in the wave pool only if their height exceeds 52". Guests may choose to use a water wheelchair instead of a personal wheelchair. While using either a personal wheelchair or a water wheelchair, Guests must not utilize the wheelchair's seatbelts while in the wave pool.

Motorized or electric personal wheelchairs will be permitted at Half-Pint Paradise. Walkers, canes, or other assistive devices are permitted only at ankle depth in the following attraction(s) Boogie Beach, Commotion Ocean, and Tidal Wave Pool. A pool lift is available at Lazy River.

During your visit, please speak to a member of our Aquatics Supervisory team to obtain access to the water wheelchair or pool lift and for further accessibility information.

WATERPARK ATTRACTIONS

The following descriptions are designed to give you information on the type of actions caused by various rides. Each of the following attractions will identify the restrictions according to the criteria outlined on page 18. **In order to participate on most attractions, Guests must have seated postural control, appropriate center of gravity, appropriate observed behavior, and the ability to enter and exit the ride safety.** Specific exceptions or qualifications to those four criteria will be noted in the information provided below. If you have been authorized for Alternate Access, follow the directions listed under each ride. Please use caution when entering and exiting waterpark attractions as the surrounding areas may be slippery. Conveying devices such as tubes and rafts may be slippery and can shift during loading and unloading.

Beach Party – Structure 2



This is an interactive play structure with various elements including a giant tipping bucket, sprayers, tipping pails, net crawls, rope bridges, and body slides.

Rider Criteria: Hand-held infants must be accompanied by a Supervising Companion. Guests with a cervical collar or neck brace are not permitted to participate on the elevated activity areas of this attraction.

Rider Access: Access to the elevated platform requires climbing several stairs. Guests need to ascend the stairs on their own or with the assistance of a companion. A water wheelchair is available for Guest use on ground level only. Please speak with a member of our Aquatics Supervisory Team for more information.

Beach Party – Slides 2



Guests must be between 36" and 48" tall in bare feet to ride.

Maximum Weight – 300 lb. per Rider.

Maximum water depth is 6"

Rider Criteria: Riders on slides are required to maintain the proper riding position: feet first, sitting or lying on their back. Guests must have proper head and neck control, sufficient upper extremities to maintain proper Rider positioning, and a minimum of two functioning legs to participate on slides. Prior to riding a slide, Guests with a prosthetic device should consult with a member of our Aquatics Supervisory Team. Guests with a cervical collar, neck brace, broken collar bone, full arm cast, braced arm cast, or full leg cast may not participate on slides. Cervical collars, or neck braces are not permitted on elevated activity areas. Riders must have seated postural control to participate on slides. Guests without seated postural control must be accompanied by a Supervising Companion while on the play structure.

Rider Access: Access to the elevated platform requires climbing several stairs. Guests need to ascend the stairs on their own or with the assistance of a companion.

Boogie Beach 4



Life jackets are required for Guests who are less than 52" tall in bare feet, participants with a history of seizures (or similar medical conditions), heart conditions, or those who are inexperienced or non-swimmers. Children who are less than 42" tall must wear life jackets and be accompanied by a Supervising Companion. A Supervising Companion may accompany up to two Guests.

A large wave pool with depths ranging from 0-6'. Waves are generated for five minutes on, and then five minutes off. Strenuous activity is required during wave action cycles which may require the ability to swim and which may result in fatigue. Exercise Caution. Participants with a history of seizures — or heart or other serious medical conditions — should be supervised by someone who knows how to swim and how to provide emergency assistance.

Rider Criteria: Guests must be able to maintain independent seated postural control and must have appropriate observed behavior or be accompanied by a Supervising Companion. Guests must have a minimum of two functioning extremities or be accompanied by a Supervising Companion. Hand-held infants participation or water depth may be restricted if necessary and must be accompanied by a Supervising Companion. Guests with a full arm cast or full leg cast are welcome to enjoy the attraction, but participation or water depth may be restricted if necessary. Guests with a cervical collar, neck brace, broken collar bone or braced arm cast cannot participate.

Rider Access: Access is available via the zero depth entry. This attraction is wheelchair accessible, although the water level may not exceed the height of the seat on the chair. A water wheelchair is available for participants requiring additional assistance. Please speak to a member of our Aquatics Supervisory team to obtain access to the water wheelchair.

Commotion Ocean 4



Life jackets are required for Guests who are less than 52" tall in bare feet, participants with a history of seizures (or similar medical conditions), heart conditions, or those who are inexperienced or non-swimmers. Children who are less than 42" tall must wear life jackets and be accompanied by a Supervising Companion. A Supervising Companion may accompany up to two Guests.

A large wave pool with depths ranging from 0-5'. Waves are generated for five minutes on, and then five minutes off. Strenuous activity is required during wave action cycles which may require the ability to swim and which may result in fatigue. Exercise Caution. Participants with a history of seizures-or heart or other serious medical conditions- should be supervised by someone who knows how to swim and how to provide emergency assistance.

Rider Criteria: Guests must be able to maintain independent seated postural control and must have appropriate observed behavior or be accompanied by a Supervising Companion. Guests must have a minimum of two functioning extremities or be accompanied by a Supervising Companion. Hand-held infants participation or water depth may be restricted if necessary and must be accompanied by a Supervising Companion. Guests with a full arm cast or full leg cast are welcome to enjoy the attraction, but participation or water depth may be restricted if necessary. Guests with a cervical collar, neck brace, broken collar bone or braced arm cast cannot participate.

Rider Access: Access is available via the zero depth entry. This attraction is wheelchair accessible, although the water level may not exceed the height of the seat on the chair. A water wheelchair is available for participants requiring additional assistance. Please speak to a member of our Aquatics Supervisory team to obtain access to the water wheelchair.

Cyclone Zone 4



Guests must be at least 42" tall in bare feet to ride. Children under 48" tall in bare feet must wear a life jacket. This slide tower contains three tube slides. Guests should be aware that one of the slides empties into the Lazy River. Maximum water depth is 42". Single Rider tubes and double Rider tubes may be used.

Individual tube ride with banked turns and drops ends in a 42" deep catch pool. Guests should be aware that one of the slides empties into the Lazy River. Single rider and double rider tubes may be used.

Rider Criteria: Guests must remain seated in the tube facing forward and holding onto the handles. Guests must have the ability to hold on with one functioning arm, brace self with one functioning leg and have a minimum of three functioning extremities. Guests with a cervical collar, neck brace, broken collar bone, full arm cast, braced arm cast, or full leg cast are not permitted to ride. Lower body casts (foot, lower leg, etc.) are not permitted on this ride.

Rider Access: Access to the attraction requires climbing several flights of stairs with a tube. Riders will have to ascend the slide tower and be capable of safely entering the tube, on their own or with the assistance of a companion.

Note: Guests will need to carry a tube to the top of the tower.

Funnel of Fear



Guests must be at least 48" tall in bare feet to ride

Maximum Weight – 700 lb. per tube

Cloverleaf tubes take Riders twisting and turning into complete darkness before dropping vertically into a funnel. The tube will slide back and forth in the funnel before finally ending in a 36" splash pool.

Rider Criteria: Guests must be seated in the tube with feet in the middle, facing forward, sitting up straight, and holding on to both handles. Minimum two guests; maximum four guests. Guests must have a minimum of three functioning extremities; two functioning arms and one functioning leg. Guests with a cervical collar, neck brace, broken collar bone, full arm cast, braced arm cast, or full leg cast are not permitted to ride. Lower body casts (foot, lower leg, etc.) are not permitted on this ride.

Rider Access: Access to the attraction requires climbing several flights of stairs with a tube. Riders will have to ascend the slide tower and be capable of safely entering the tube, on their own or with the assistance of a companion. Please use caution when entering and exiting as the tube may shift. The tube and surrounding area may also be slippery.

Note: A red light/green light scale is used at this attraction. Guests who exceed the weight requirements will not be permitted to ride.

Half Pint Paradise – Splash Pad & Pool



This is a zero-depth water playground with several interactive water features including pivoting fountains in the shapes of various sea animals, an interactive sailboat, and interactive water troughs.

Rider Criteria: Guests unable to maintain seated postural control, have the ability to safely enter and exit the attraction, or demonstrate appropriate observed behavior must be accompanied by a Supervising Companion. Hand-held infants must be accompanied by a Supervising Companion.

Rider Access: Access is available via the zero depth entry. This attraction is wheelchair accessible.

Half Pint Paradise – Slides



This is a zero-depth water playground with several interactive water features including pivoting fountains in the shapes of various sea animals, an interactive sailboat, and interactive water troughs.

Rider Criteria: Guests must have a minimum of three functioning extremities to ride the slides. Guests who do not demonstrate seated postural control or are unable to enter or exit the attraction are not permitted to participate on the slide. Cervical collars, neck braces, full arm casts, braced arm casts, or full leg casts are not permitted. Guests with a broken collar bone may not ride the slides. Prior to riding the slides, Guests with a prosthetic device should consult with a member of our Aquatics Supervisory Team.

Rider Access: Guests must climb a hill and several steps to reach the slides of Half Pint Paradise. The exit of the catch pool is accessible through two sloping zero-depth entry points on either side of the attraction.

Lagoon 1



Hand-held infants must be accompanied by a supervising companion.

This is a wading pool with three water fountains. Maximum water depth is 32".

Rider Criteria: Guests who do not display appropriate observed behavior, do not have seated postural control, or are unable to enter or exit the attraction must be accompanied by a Supervising Companion. Guests with any cast/brace may participate.

Rider Access: Access is available via the zero depth entry. This attraction is wheelchair accessible, although the water level may not exceed the height of the seat on the chair. A water wheelchair is available for participants requiring additional assistance. Please speak to a member of our Aquatics supervisor team to obtain access to the water wheelchair.

Lazy River 2



Children must be 42" tall in bare feet to ride alone OR be accompanied by a Supervising Companion. Children under 48" tall in bare feet or those who are inexperienced or non-swimmers are required to wear a life jacket. A Supervising Companion may accompany up to two children.

This is a slow-moving river tube ride that is 32" deep. Single Rider tubes and double Rider tubes may be used. Guests must accompany a tube in the river.

Rider Criteria: Guests must be able to maintain independent seated postural control and must have appropriate observed behavior or be accompanied by a Supervising Companion. Guests must have a minimum of two functioning extremities or be accompanied by a Supervising Companion. Hand-held infants must be accompanied by a Supervising Companion. Guests with a cervical collar, neck brace, broken collar bone, braced arm cast, or full leg cast are not permitted to ride.

Rider Access: Access is available via the stairs or pool lift. Riders will have to transfer to the stairs, lift, or tube, on their own or with the assistance of a companion. Please speak to a member of our Aquatics Supervisory Team to obtain access to the pool lift.

Mammoth River 5



Guests must be 42" tall in bare feet to ride.

Maximum Weight – 600 lb. per raft. Maximum three Riders per raft.

This is a large raft slide for two or three riders. Slide ends in a 36" deep catch pool. Maximum water depth is 36"

Rider Criteria: Riders are required to remain seated with back against the raft, legs crossed, facing forward, and holding onto the handles. Guests must have a minimum of three functioning extremities. Guests with a cervical collar, neck brace, broken collar bone, full arm cast, braced arm cast, or full leg cast are not permitted to ride. Lower body casts (foot, lower leg, etc.) are not permitted on this ride.

Rider Access: Riders will carry a raft to the top of the tower. Access to the tower requires climbing several flights of stairs, and ascending a steep incline. Riders need to ascend the stairs and incline on their own or with the assistance of a companion. Please use caution when entering and exiting as the raft may shift. The raft and surrounding area may also be slippery.

Note: Guests will need to carry a raft to the top of the tower.

Mine Shaft 5



Guests must be at least 42" tall in bare feet to ride.

Maximum Weight – 600 lb. per raft. Maximum three Riders per raft.

This is a large, dark, enclosed raft slide for two or three riders. Slide ends in a 36" deep catch pool. Maximum water depth is 36".

Rider Criteria: Riders are required to remain seated with back against the raft, legs crossed, facing forward, and holding onto the handles. Guests must have a minimum of three functioning extremities. Guests with a cervical collar, neck brace, broken collar bone, full arm cast, braced arm cast, or full leg cast are not permitted to ride. Lower body casts (foot, lower leg, etc.) are not permitted on this ride.

Rider Access: Riders will carry a raft to the top of the tower. Access to the tower requires climbing several flights of stairs, and ascending a steep incline. Riders need to ascend the stairs and incline on their own or with the assistance of a companion. Please use caution when entering and exiting as the raft may shift. The raft and surrounding area may also be slippery.

Note: Guests will need to carry a raft to the top of the tower.

Paradise Plunge/Tropical Twist 2



Hand-held infants are not permitted.

Maximum Weight – 300 lb. per person

This slide tower contains two small body slides which end in a catch pool. Slide ends in a 36" catch pool. Maximum water depth is 36".

Rider Criteria: Riders are required to maintain the proper riding position – feet first, sitting, or lying on their back. Riders must have a minimum of two functioning extremities; one of which must be a functioning leg. Guests must have sufficient upper extremities to maintain the proper riding position – sitting or lying while facing forward. Cervical collar, neck brace, broken collar bone, full arm cast, braced arm cast, or full leg cast are not permitted. Prior to riding, Guests with a prosthetic device should consult a member of our Aquatics Supervisory Team. Guests unable to enter or exit the ride must be accompanied by a Supervising Companion.

Rider Access: Access to the slides requires climbing several stairs. Guests need to ascend the stairs on their own or with the assistance of a companion.

Ridge Rider/Wild Slide



Guests must be at least 48" tall in bare feet to ride.

Maximum Weight – 300 lb. per person. Maximum one Rider per slide.

These are two high-speed body slides with sudden drops designed for single Riders. Slide ends in a 6" deep runout. Maximum water depth is 6".

Rider Criteria: Guests are required to lie down on their back, feet first, with arms crossed across their chest and legs crossed at the ankles. Guests must have two functioning arms and two functioning legs. Guests with a cervical collar, neck brace, broken collar bone, full arm cast, braced arm cast, or full leg cast are not permitted to ride. Lower body casts (foot, lower leg, etc.) are not permitted on this ride.

Rider Access: Access to the attraction requires climbing several flights of stairs. Riders will have to ascend the slide tower and be capable of safely entering the slide, on their own or with the assistance of a companion. Please use caution when entering and exiting as the area may be slippery.

Slidewinders



Guests must be at least 48" tall in bare feet to ride.

Maximum one Rider per slide.

This slide tower contains three single-Rider, partially enclosed, serpentine body slides. Maximum water depth is 42".

Rider Criteria: Guests are required to lie down on their back, feet first, with arms crossed across their chest and legs crossed at the ankles. Guests must have a minimum of three functioning extremities. Guests with a cervical collar, neck brace, or broken collar bone are not permitted to ride. Casts are not permitted on this ride.

Rider Access: Access to the attraction requires climbing several flights of stairs. Riders will have to ascend the slide tower and be capable of safely entering the slide, on their own or with the assistance of a companion. Please use caution when entering and exiting as the area may be slippery.

Note: T-shirts and other loose fitting clothing are not permitted. Appropriate swimwear required.

Snake Pit 5



Guests must be at least 42" tall in bare feet to ride.

Children less than 48" tall in bare feet must wear a life jacket.

Individual tube ride with banked turns and drops ends in a 44" deep catch pool. Maximum water depth is 44".

Rider Criteria: Guests must remain seated in the tube facing forward and holding onto the handles. Guests must have the ability to hold on with one functioning arm, brace self with one functioning leg and have a minimum of three functioning extremities. Guests with a cervical collar, neck brace, broken collar bone, full arm cast, braced arm cast, or full leg cast are not permitted to ride. Lower body casts (foot, lower leg, etc.) are not permitted on this ride.

Rider Access: Access to the attraction requires climbing several flights of stairs with a tube. Riders will have to ascend the slide tower and be capable of safely entering the tube, on their own or with the assistance of a companion.

Tidal Wave Pool 4



Life jackets are required for Guests who are less than 52" tall in bare feet, participants with a history of seizures (or similar medical conditions), heart conditions, or those who are inexperienced or non-swimmers. Children who are less than 42" tall must wear life jackets and be accompanied by a Supervising Companion. A Supervising Companion may accompany up to two Guests.

A large wave pool with depths ranging from 0-6'. Waves are generated for five minutes on, and then five minutes off. Strenuous activity is required during wave action cycles which may require the ability to swim and which may result in fatigue. Exercise Caution. Participants with a history of seizures-or heart or other serious medical conditions- should be supervised by someone who knows how to swim and how to provide emergency assistance.

Rider Criteria: Guests must be able to maintain independent seated postural control and must have appropriate observed behavior or be accompanied by a Supervising Companion. Guests must have a minimum of two functioning extremities or be accompanied by a Supervising Companion. Hand-held infants participation or water depth may be restricted if necessary and must be accompanied by a Supervising Companion. Guests with a full arm cast or full leg cast are welcome to enjoy the attraction, but participation or water depth may be restricted if necessary. Guests with a cervical collar, neck brace, broken collar bone or braced arm cast cannot participate.

Rider Access: Access is available via the zero depth entry. This attraction is wheelchair accessible, although the water level may not exceed the height of the seat on the chair. A water wheelchair is available for participants requiring additional assistance. Please speak to a member of our Aquatics Supervisory team to obtain access to the water wheelchair.

TRICKS AND TREATS

This event is a special daytime Halloween family-fun event. Enjoy all the themed attractions and activities specially designed for kids. For more information on the event, attractions, or services offered, visit Guest Services.

WARNING

There are inherent risks in participating in any amusement attraction. If you choose to participate, you accept these risks and agree to do so responsibly. Read all important safety information prior to riding and obey all posted and verbal instructions. For your protection, each attraction is rated for its special features including height, speed, direction, and dynamic forces. You know your physical conditions and limitations; Michigan's Adventure does not. If you suspect your health could be at risk, or could aggravate any pre-existing condition, **do not ride!**

All restraint systems, including lap bars, shoulder harnesses, and seatbelts, must be positioned, fastened, and tightened properly to allow Guests to ride.

Information in this guide is subject to changes.

Michigan's Adventure

4750 Whitehall Road | Muskegon, MI 49445

miadventure.com